

# MOSQUITO CONTROL




## ADVICE FOR THE HOMEOWNER

### Locate Mosquito Breeding Sites:

If you are unable to locate breeding sites, call your local mosquito control program and request that one of their employees help locate these sites.

#### *Typical mosquito breeding sites are:*

- Low areas that hold water for several days
- River and stream floodplains
- Drainage ditches that hold water
- Tires
- Bird baths
- Unmaintained swimming pools
- Tree holes
- Containers that hold water: cans, bottles, flower pots, boats, buckets, roof gutters, etc.




### Drain, Fill Or Eliminate Any Area That Holds Water:

- Clean drainage ditches of debris and weeds.
- Pack tree holes with sand or cement.
- Maintain swimming pools with proper pool chemicals.
- Stock ornamental pools/ponds with mosquito-eating fish.
- Empty and turn over containers.
- Clean gutters out regularly.
- Change water in bird baths and flower cuttings every few days.
- Keep boats drained and covered/overturned.

---

# Protect Yourself From Mosquitoes:

- Use screens on windows and doors.
- Keep your car windows rolled up and garage doors closed at night.
- Use yellow light bulbs for outside lighting purposes.
- Wear long sleeved shirts and long trousers.
- Keep your shrubs and grass trimmed.
- Check with your veterinarian about heartworm testing and preventive medicine for your dog(s).
- Many products are marketed to control or repel insects. Their effectiveness will depend upon the homeowner using them according to directions.
- Use aerosol insecticide dispensers; insecticide dusts and liquid sprays can be used on shrubbery.
- Use insect repellents labeled for mosquito control on skin and clothing.
- **Use all insecticides and repellents as directed on the label.**



**We need your help controlling mosquitoes. It's time to bite back!**